


LED FLOOD LIGHTS, INDUSTRIAL LIGHTS AND LOW BAY LIGHTS



UNI SERIES FLOOD LIGHTS



UNIPRWF



UNIPRDF

Model	LED Power	Voltage	Lumen (lm)	Color Rendering	Color Temp (K)	Beam Angle(°C)
UNIPRWF-0002	48W	AC100-240V/50-60HZ	87lm/watt	>90	2700-8000K	130°C
UNIPRFF-0002	48W	AC100-240V/50-60HZ	87lm/watt	>90	2700-8000K	130°C
UNIPRDF-0002	48W	AC100-240V/50-6-HZ	87lm/watt	>90	2700-8000K	130°C

BNL SERIES FLOOD LIGHTS



BNL-XY-T42W



BNL-XY-T56W

Model no	Led power	Voltage	Luminous flux	Chief material
BNL-XY-T42W	42W	AC170-250V 50-60HZ	3360LM	ALLUMINUM ALOY
BNL-XY-T56W	56W	AC170-250V 50-60HZ	4480LM	ALLUMINUM ALOY

ZGSM SERIES FLOOD LIGHTS



ZGSM-LSDD60W



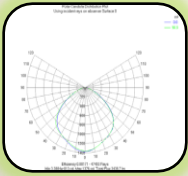
ZGSM-LFGD30W

Model	LED Power	Voltage	Lumen (lm)	Color Rendering	Color Temp (K)	Beam Angle(°C)
ZGSM-LSDD60W	60W	90-264V AC, 12V OR 24V DC	4200-4800LM	>70	3000-5500K	130°C
ZGSM-LFGD30W	30W	90-264V AC, 12V OR 24V DC	2100-2400LM	>70	3000-5500K	130°C


JB SERIES FLOOD LIGHTS



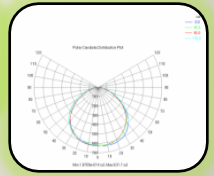
JB370FG



JB570FG



JB290TG



Model)	LED Power	Voltage	Lumen (lm)	Color Rendering	Color Temp (K)	Beam Angle(°C)
JB370FG30W	30W	AC(230V/220V/110V)D C(12V/24V)	100lm/watt	>80	2700-7000K	75°C
JB370FG40W	40W	AC(230V/220V/110V)D C(12V/24V)	100lm/watt	>80	2700-7000K	75°C
JB370FG50W	50W	AC(230V/220V/110V)D C(12V/24V)	100lm/watt	>80	2700-7000K	75°C
JB370FG60W	60W	AC(230V/220V/110V)D C(12V/24V)	100lm/watt	>80	2700-7000K	75°C
JB370FG70W	70W	AC(230V/220V/110V)D C(12V/24V)	100lm/watt	>80	2700-7000K	75°C


JB570FG80W	80W	AC(230V/220V/110V)D C(12V/24V)	100lm/watt	>80	2700-7000K	75°C
JB570FG90W	90W	AC(230V/220V/110V)D C(12V/24V)	100lm/watt	>80	2700-7000K	75°C
JB570FG100W	100W	AC(230V/220V/110V)D C(12V/24V)	100lm/watt	>80	2700-7000K	75°C
JB570FG110W	110W	AC(230V/220V/110V)D C(12V/24V)	100lm/watt	>80	2700-7000K	75°C
JB570FG120W	120W	AC(230V/220V/110V)D C(12V/24V)	100lm/watt	>80	2700-7000K	75°C
JB570FG130W	130W	AC(230V/220V/110V)D C(12V/24V)	100lm/watt	>80	2700-7000K	75°C
JB570FG140W	140W	AC(230V/220V/110V)D C(12V/24V)	100lm/watt	>80	2700-7000K	75°C

JB290TG	40W	AC(230V/220V/110V)D C(12V/24V)	100lm/watt	>80	2700-7000K	75°C
JB290TG	50W	AC(230V/220V/110V)D C(12V/24V)	100lm/watt	>80	2700-7000K	75°C

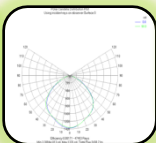
JB SERIES FLOOD LIGHTS




JB225TG



JB370SD



JB570SD



Model)	LED Power	Voltage	Lumen (lm	Color Rendering	Color Temp (K)	Beam Angle(°C)
JB225TG10W	10W	AC(230V/220V/110V) DC(12V/24V)	100lm/watt	>80	2700-7000K	50°C
JB225TG15W	15W	AC(230V/220V/110V) DC(12V/24V)	100lm/watt	>80	2700-7000K	50°C
JB225TG20W	20W	AC(230V/220V/110V) DC(12V/24V)	100lm/watt	>80	2700-7000K	50°C
JB225TG25W	25W	AC(230V/220V/110V) DC(12V/24V)	100lm/watt	>80	2700-7000K	50°C
JB225TG30W	30W	AC(230V/220V/110V) DC(12V/24V)	100lm/watt	>80	2700-7000K	50°C

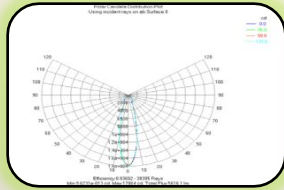
JB370SD30W	30W	AC(230V/220V/110V) DC(12V/24V)	100lm/watt	>80	2700-7000K	75°C
JB370SD40W	40W	AC(230V/220V/110V) DC(12V/24V)	100lm/watt	>80	2700K-7000K	75°C
JB370SD50W	50W	AC(230V/220V/110V) DC(12V/24V)	100lm/watt	>80	2700-7000K	75°C
JB370SD60W	60W	AC(230V/220V/110V) DC(12V/24V)	100lm/watt	>80	2700-7000K	75°C
JB370SD70W	70W	AC(230V/220V/110V) DC(12V/24V)	100lm/watt	>80	2700-7000K	75°C

JB570SD80W	80W	AC(230V/220V/110V) DC(12V/24V)	100lm/watt	>80	2700-7000K	75°C
JB570SD90W	90W	AC(230V/220V/110V) DC(12V/24V)	100lm/watt	>80	2700K-7000K	75°C
JB570SD100W	100W	AC(230V/220V/110V) DC(12V/24V)	100lm/watt	>80	2700-7000K	75°C
JB570SD110W	110W	AC(230V/220V/110V) DC(12V/24V)	100lm/watt	>80	2700-7000K	75°C
JB570SD120W	120W	AC(230V/220V/110V) DC(12V/24V)	100lm/watt	>80	2700-7000K	75°C
JB570SD130W	130W	AC(230V/220V/110V) DC(12V/24V)	100lm/watt	>80	2700-7000K	75°C
JB570SD140W	140W	AC(230V/220V/110V) DC(12V/24V)	100lm/watt	>80	2700-7000K	75°C

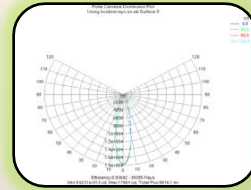
JB SERIES FLOOD LIGHTS



JB370TS



JB570TS



Model)	LED Power	Voltage	Lumen (lm)	Color Rendering (RA)	Color Temp (K)	Beam Angle(°C)
JB370TS30W	30W	AC(230V/220V/110V) DC(12V/24V)	100lm/watt	>80	2700-7000K	25°C
JB370TS40	40W	AC(230V/220V/110V) DC(12V/24V)	100lm/watt	>80	2700K-7000K	25°C
JB370TS50W	50W	AC(230V/220V/110V) DC(12V/24V)	100lm/watt	>80	2700-7000K	25°C
JB370TS60W	60W	AC(230V/220V/110V) DC(12V/24V)	100lm/watt	>80	2700-7000K	25°C
JB370TS70W	70W	AC(230V/220V/110V) DC(12V/24V)	100lm/watt	>80	2700-7000K	25°C

JB570TS80W	80W	AC(230V/220V/110V) DC(12V/24V)	100lm/watt	>80	2700-7000K	25°C
JB570TS90W	90W	AC(230V/220V/110V) DC(12V/24V)	100lm/watt	>80	2700K-7000K	25°C
JB370TS100W	100W	AC(230V/220V/110V) DC(12V/24V)	100lm/watt	>80	2700-7000K	25°C
JB570TS120W	120W	AC(230V/220V/110V) DC(12V/24V)	100lm/watt	>80	2700-7000K	25°C
JB570TS140W	140W	AC(230V/220V/110V) DC(12V/24V)	100lm/watt	>80	2700-7000K	25°C

ZGSM SERIES INDUSTRIAL LIGHTS AND LOW BAY



ZGSM-LGCD60WB



ZGSM-LGDK60WB



ZGSM-LGKD70WB

Model	LED Power	Voltage	Luminous flux	Color Rendering	Color Temp (K)	Beam Angle(°C)
ZGSM-LGCD60WB	60W	90-264VAC	4800 lm	>75	2700-6000K	120°C
ZGSM-LGDK60WB	60W	90-264VAC	4800LM	>75	2700-6000K	120°C
ZGSM-LGKD70WB	70W	110V/220VAC,24V DC	4800LM	>75	2700-6000K	120°C